

# Powerware® Plus 18 On-line Uninterruptible Power System

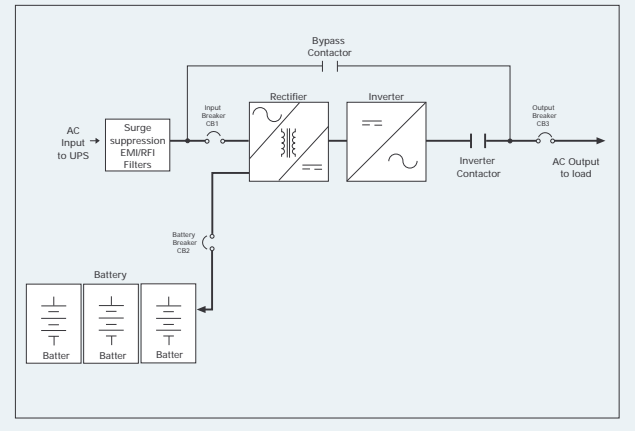
MODEL 12–12kVA/8kW

MODEL 15–15kVA/10kW

MODEL 18–18kVA/12kW



ONE LINE DIAGRAM



**Environmental Specifications**

Ambient Temperature  
 Operating: 0°C to 40°C  
 Storage: -20°C to +70°C  
 Relative Humidity: 5-95% non-condensing  
 Altitude: 1500 meters (5000ft.) at 40°C ambient temperature without load derating  
 Audible Noise: Less than 60 dBA at 1 meter; in accordance with ISO 7779  
 Electrostatic Discharge: Withstands 25kV without damage or disturbance to the load; exceeds requirements of IEC 801-2  
 EMC: Meets FCC Class A, Subpart J of Part 15 and EN 50091-2 (CISPR 22, Class A)

**Input Specifications**

Voltage Range: (See chart on other side)  
 Frequency Range: 45-65 Hz  
 Surge Protection: Meets ANSI C62.41, Category A & B, EN 50091-2 and EN 50082-2  
 Power Factor: 0.95 typical at full load

**Output Specifications**

Voltage THD: Less than 5% (100% non-linear load with 3:1 crest factor); less than 3% (100% linear load)  
 Voltage Regulation: Better than ±3%  
 Transient Response: Less than 5% for 100% load step; full recovery within 1/4 cycle  
 Frequency Regulation: (Free Run) ±0.1 Hz  
 Frequency Sync Range: ±1.0 Hz  
 Frequency Slew Rate: 1 Hz/second maximum  
 Voltage Adjustment Range (Operator): ±5%

**Battery Specifications**

Matching Cabinets – Line-up or remote  
 Battery Type: Sealed, valve regulated lead acid  
 Recharge Time: 12x discharge to 90% capacity  
 Battery Voltage: 240 VDC

**Safety**

UL1778 Listed  
 CUL CAN/CSA C22.2 NO.107.1-M91 Listed  
 EN 50091-1  
 All Cabinets provide seismic mounting features

Specifications subject to change without notice.

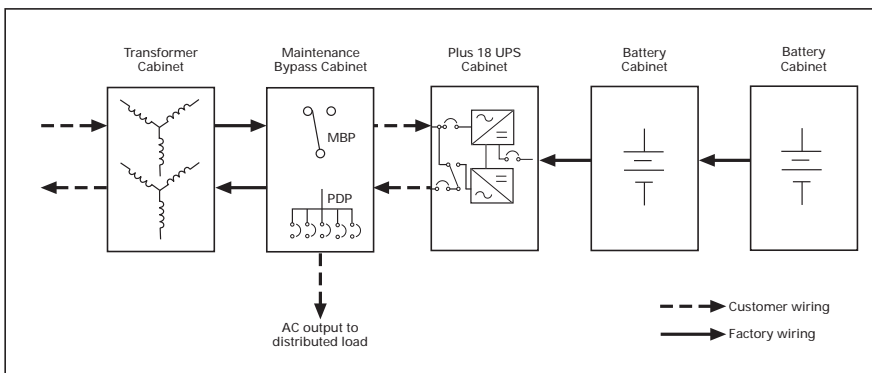
Powerware® Plus 18											
Nominal Voltage <sup>†</sup> (Line-Line) Input Voltage			MODEL 12kVA/8kW			MODEL 15kVA/10kW			MODEL 18kVA/12kW		
			Max.	Maximum Rated Current Per Phase		Max.	Maximum Rated Current Per Phase		Max.	Maximum Rated Current Per Phase	
Input	Output	Range	kVA	Input	Output	kVA	Input	Output	kVA	Input	Output
200	200	176-253	11.7	29A	34A	14.5	36A	42A	17.2	43A	50A
208	208	176-253	12.2	28A	34A	15	35A	42A	18	42A	50A
220	220	176-253	11.8	26A	31A	14.8	33A	39A	17.9	39A	47A
Powerware® Plus 18 HV											
380	380	367-391	12	16A	18A	15	20A	23A	18	24A	27A
380	208	367-391	11.9	29A	33A	15.1	36A	42A	18	44A	50A
400	400	388-412	11.9	14A	17A	15	19A	22A	17.9	23A	26A
400	208	388-412	11.9	29A	33A	15.1	36A	42A	18	44A	50A
415	415	403-427	12	14A	17A	15.6	18A	21A	18	22A	25A
415	208	403-427	11.9	29A	33A	15.1	36A	42A	18	44A	50A
480	480	467-494	11.6	12A	14A	15	15A	18A	18.3	18A	21A
480	208	467-494	11.9	29A	33A	15.1	35A	41A	18	42A	49A

<sup>†</sup> Nominal input/output voltage, phase and frequency must be equal for bypass operation. Line to neutral voltage = line to line ÷ 1.73

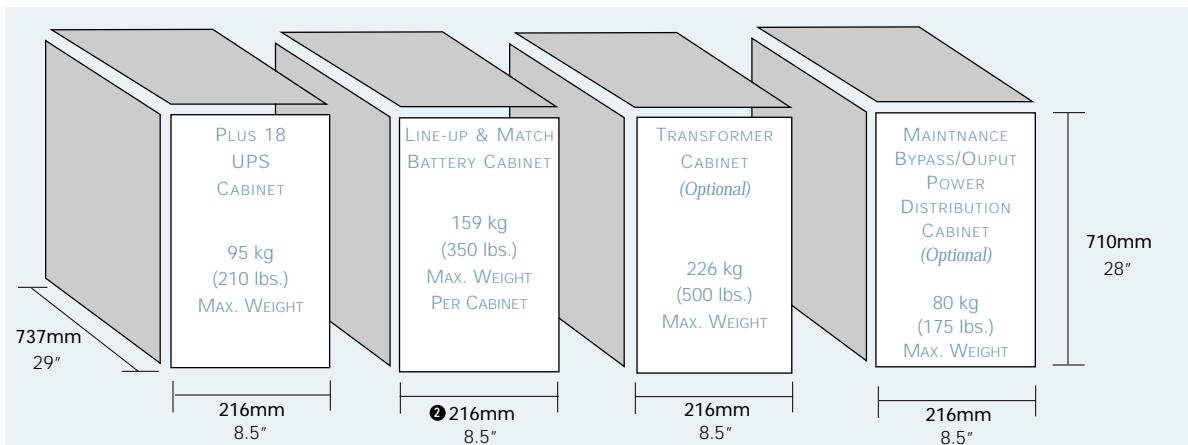
Heat Dissipation
Model 12 : 5200 BTU/hr / 1310 kg-cal/Hr.
Model 15 : 6500 BTU/hr / 1638 kg-cal/Hr.
Model 18 : 7800 BTU/hr / 1965 kg-cal/Hr.

BATTERY BACK-UP TIMES				
Model 12	Model 15	Model 18	Battery Cabinet	# of Cabinets
15	10	7	B1801	2
22	16	12	B1802	2
38	29	22	B1803	3
53	41	33	B1804	4

### SYSTEM ONE LINE DIAGRAM



### PHYSICAL DIMENSIONS AND WEIGHTS ❶



❶ Refer in Installation Drawings for actual system line-up.  
❷ Two battery cabinets required. Maximum of four.

† Specifications subject to change without notice.

1-800-554-3448 (US & Canada) World Headquarters, 8609 Six Forks Road, Raleigh, NC 27615 USA; Internet: <http://www.exide.com/exide/>  
Telephone (US): 1-919-872-3020; Fax (US): 1-800-75-EXIDE; International Telephone: 1-919-870-3235; International Fax: 1-919-870-3300  
PLS02FXA 6/97